



# 1



Usate una  
penna NERA  
o BLU


Nella Scheda PORPORA tracciate una croce sul simbolo con  e scrivete Cristaudi nello spazio accanto al simbolo.

Piegate ed inserite la schede nella busta piccola chiudete la busta.

On the PURPLE Ballot Paper place a Cross on  and write Cristaudi next to the Logo.

Place the ballot paper in the SMALL ENVELOPE seal the envelope.

# 2



Tagliate la parte inferiore del Certificato elettorale, non scrivete sul certificato non firmate il certificato

Cut the bottom section of the electoral certificate as indicated please don't write or sign the certificate.

# 3



Inserite la parte inferiore del certificate elettorale e la busta bianca piccola ( dentro la quale avete inserito la scheda con vostro voto) nella Busta Grande con l'indirizzo del Consolato. Non mettete francobolli.

**SPEDITE OGGI STESSO**

La Schede con il voto deve raggiungere il Consolato Italiano non più tardi del 28 Febbraio 2018.

Place both the cut-out of the certificate and the small envelope into the large self-addressed envelope no stamp is required as it is a prepaid envelope.

**POST IMMEDIATELY AFTER VOTING,**

Your Ballot paper must reach the Italian Consulate before the 28th of February 2018.

# VOTA CRISTAUDI



Key Reasons to Vote Cristaudi:

- South Africa has never had true representation in the Italian Parliament – our voice is not being heard.
- For 12 years we have been represented by an Australian candidate. **In 12 years the Australian candidates have never come to South Africa.**
- The Italian community in South Africa faces issues that only a South Africa candidate is equipped to resolve.
- Having a South African representative means efficient and real solutions with a direct benefit to the Italian South African community.



# *Cristaudi*

## IMPORTANT

PLEASE SELECT AND WRITE ONLY ONE NAME ON  
THE PURPLE BALLOT PAPER FOR SENATORS  
"CRISTAUDI"



 **VOTA CRISTAUDI**